

# (E) Vanguard Global Health Care

**VGHCX** Vanguard Specialized Portfolios Health Care Fund USMF

© StockCharts.com

3-Mar-2017

**Open** 206.32 **High** 206.32 **Low** 206.32 **Close** 206.32 **Chg** +1.12 (+0.55%) ▲



Equities

# (EU) EUROPE

**VGK** Vanguard FTSE Europe ETF NYSE + BATS

© StockCharts.com

6-Mar-2017 10:39am

Open 50.19 High 50.20 Low 50.05 Last 50.06 Volume 857.0K Chg -0.32 (-0.64%)

▲ RSI(14) 57.86



Europe

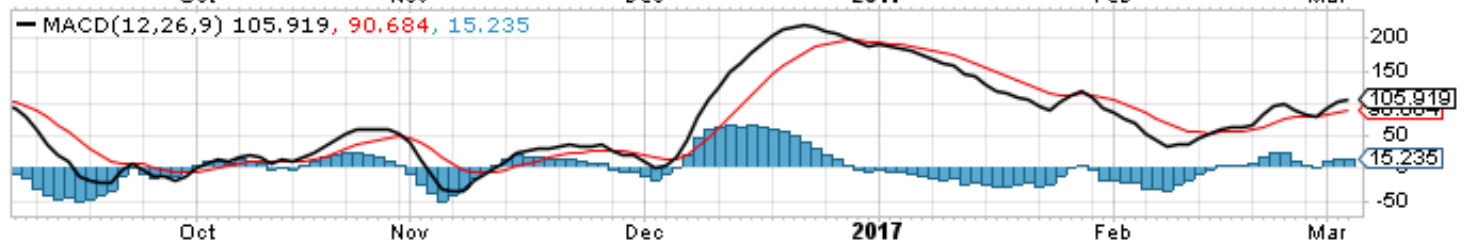
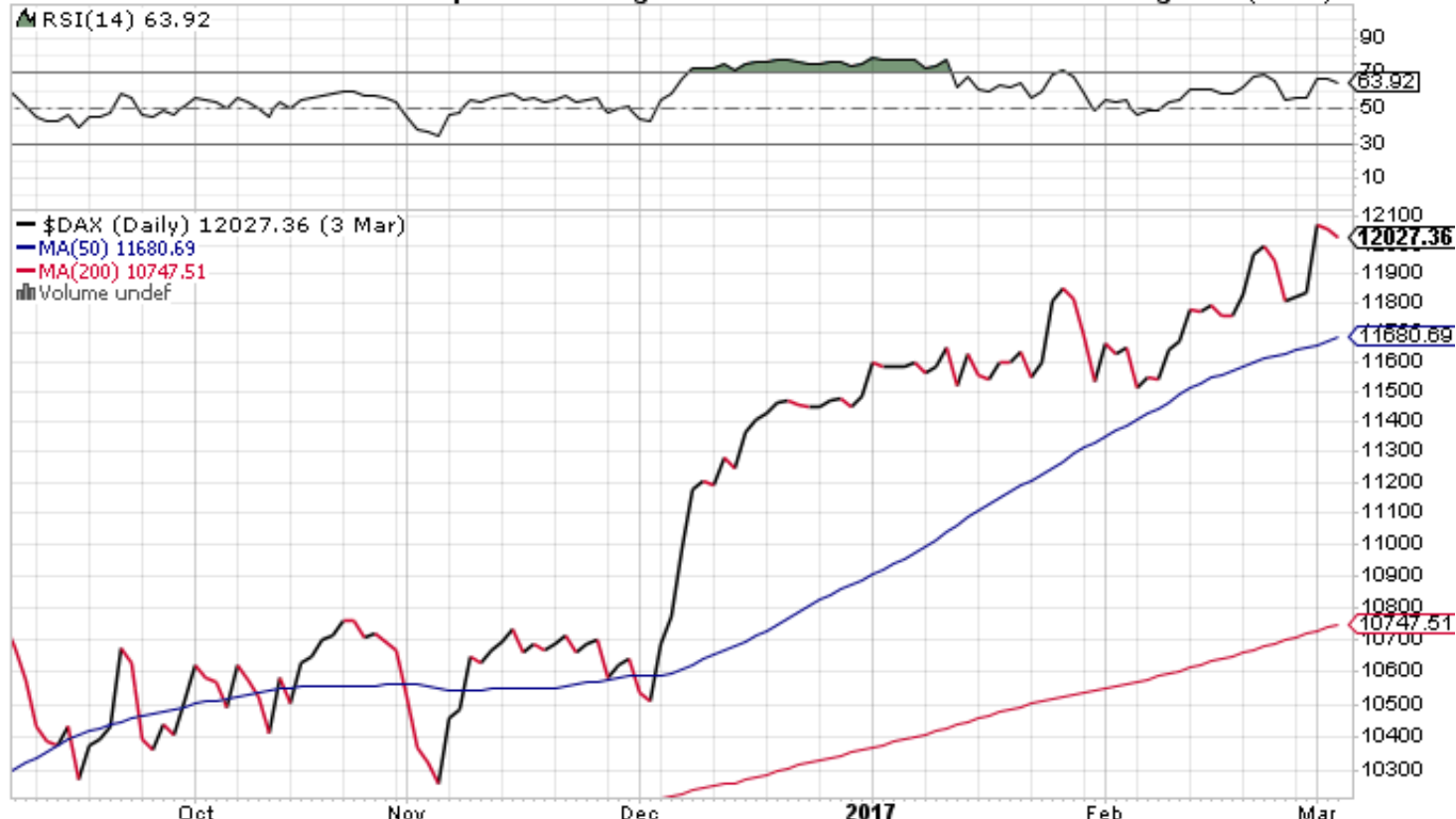
# (EU) GERMANY

**\$DAX** German DAX Composite (EOD) DEUT

© StockCharts.com

3-Mar-2017

Open 11998.06 High 12058.21 Low 11995.40 Close 12027.36 Chg -32.21 (-0.27%) ▼



Europe

# (EU) Greece

**GREK** Global X MSCI Greece ETF AMEX + BATS

© StockCharts.com

6-Mar-2017 10:39am

Open 7.75 High 7.80 Low 7.70 Last 7.74 Volume 96.0K Chg -0.11 (-1.34%)

▲ RSI(14) 49.32



Europe

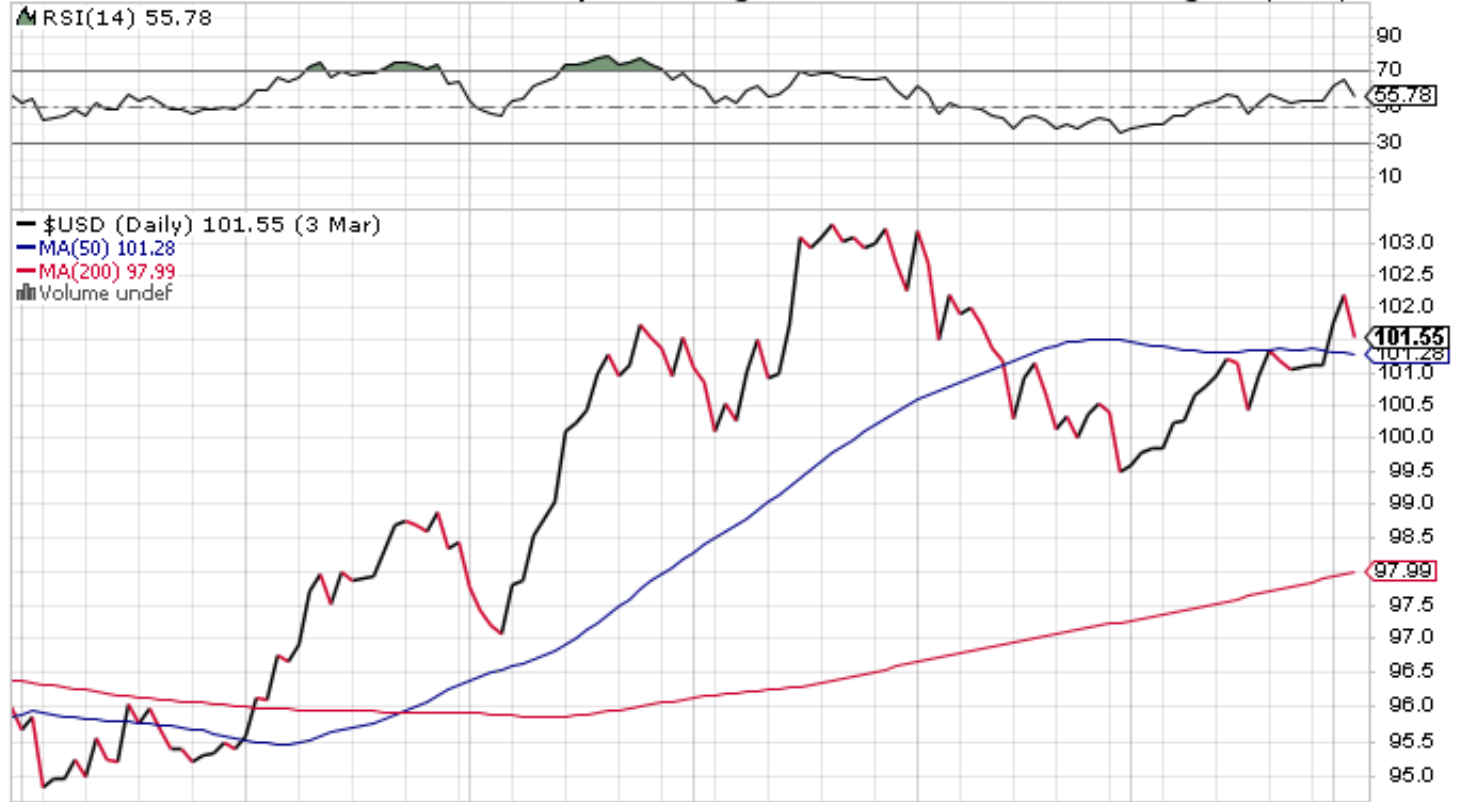
# (FI) \$ US DOLLAR

**\$USD** US Dollar Index - Cash Settle (EOD) ICE

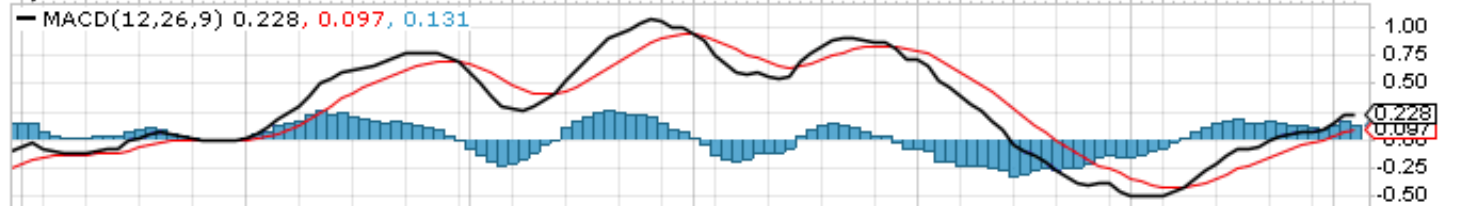
© StockCharts.com

3-Mar-2017

Open 102.08 High 102.17 Low 101.33 Close 101.55 Chg -0.66 (-0.64%) ▼



Sep 12 19 26 Oct 10 17 24 Nov 7 14 21 28 Dec 12 19 27 2017 9 17 23 Feb 6 13 21 Mar



Sep 12 19 26 Oct 10 17 24 Nov 7 14 21 28 Dec 12 19 27 2017 9 17 23 Feb 6 13 21 Mar

Fixed Income

# (FI) 20 yr TREASURY

TLT iShares 20+ Year Treasury Bond ETF Nasdaq GM + BATS

© StockCharts.com

6-Mar-2017 10:39am

Open 119.12 High 119.68 Low 118.75 Last 118.77 Volume 643.4K Chg -0.58 (-0.49%)

▲ RSI(14) 43.72



Fixed Income

# (FI) Barclays 7-10 Yr T-Bond Fund

IEF iShares 7-10 Year Treasury Bond ETF NYSE + BATS

© StockCharts.com

6-Mar-2017 10:39am

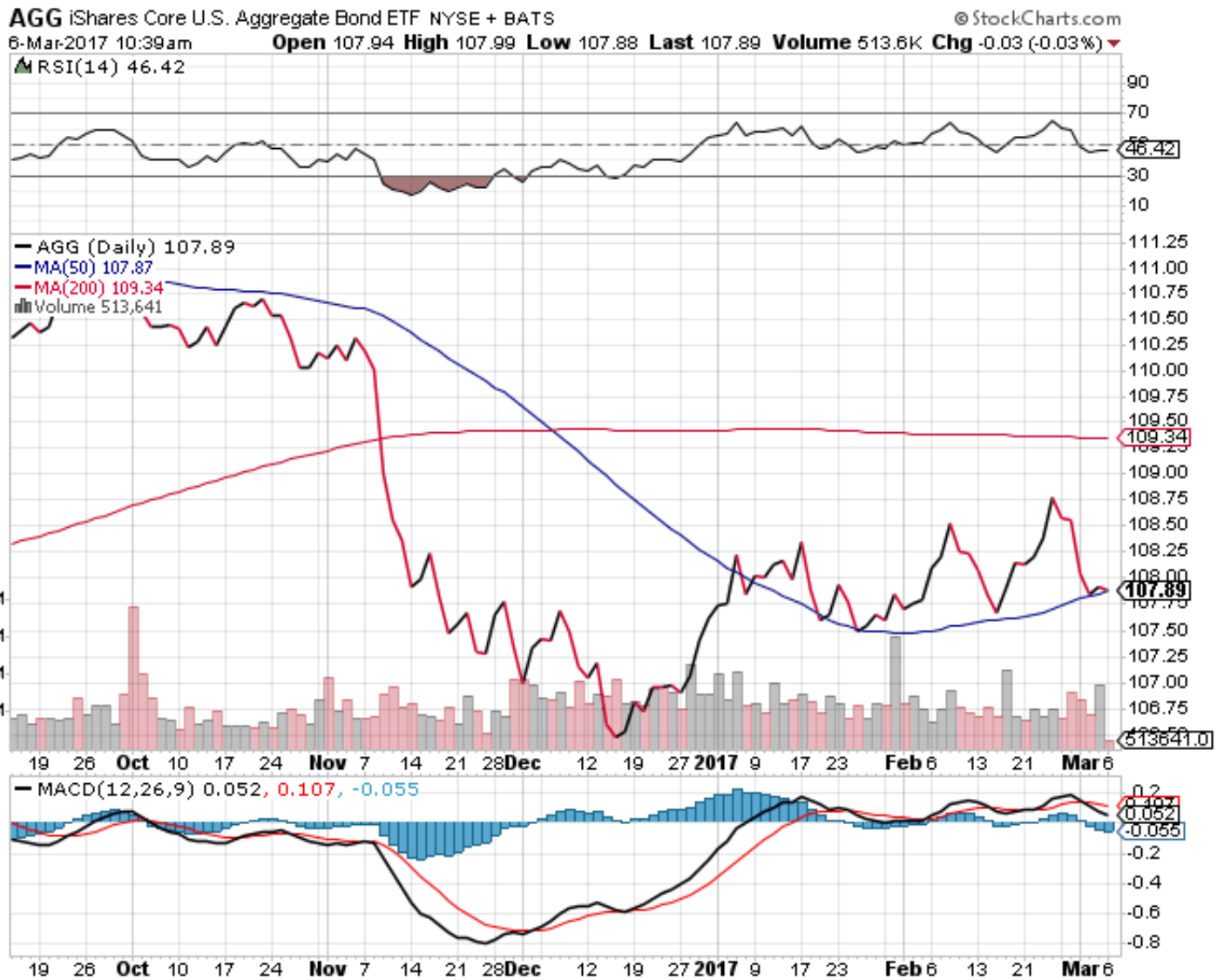
Open 104.59 High 104.60 Low 104.50 Last 104.55 Volume 183.3K Chg -0.02 (-0.02%)

▲ RSI(14) 44.56



Fixed Income

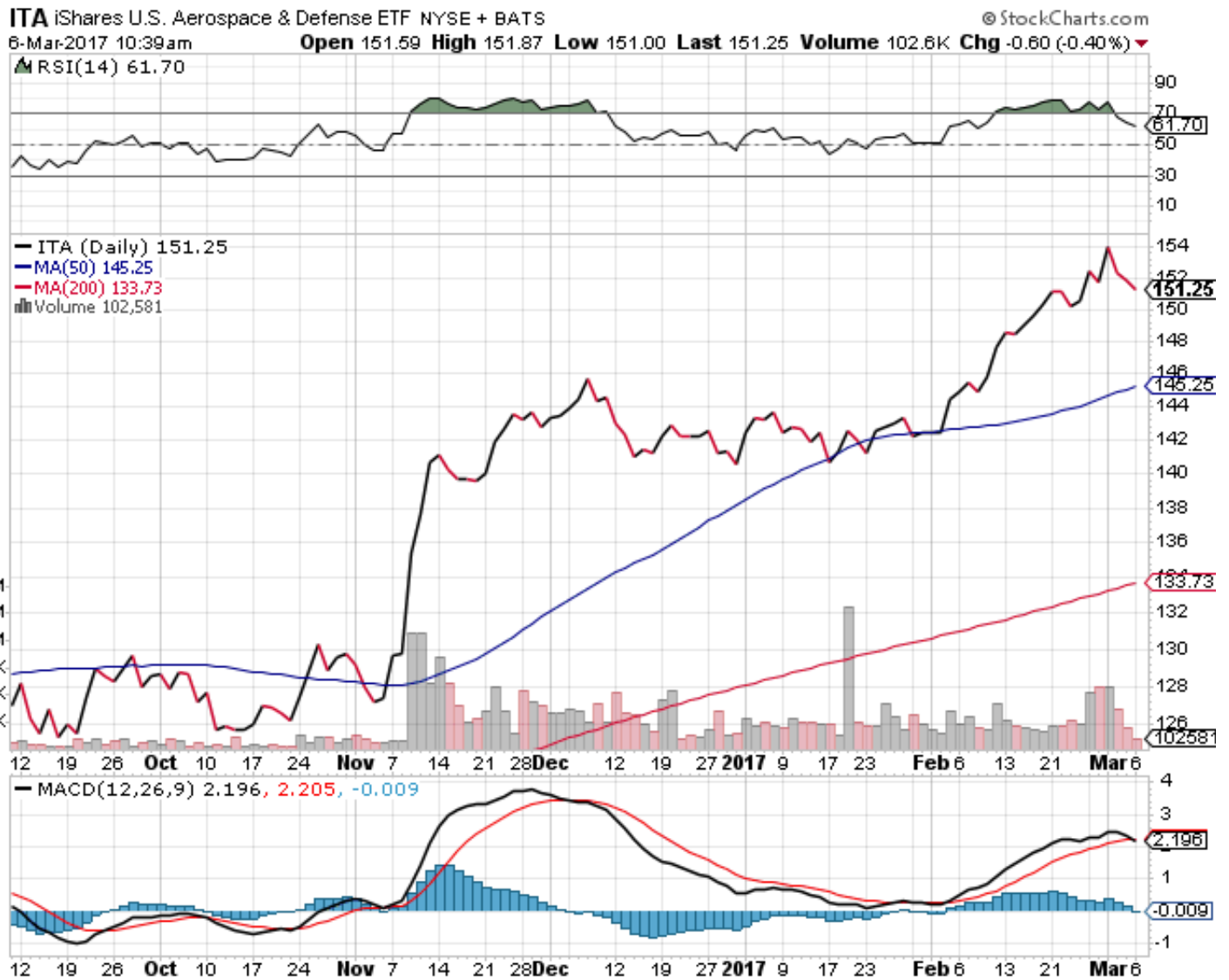
# (FI) iShares BARCLAYS



Fixed Income



# (US) Aerospace & Defense



# (US) iShares BIOTECH

**IBB** iShares Nasdaq Biotechnology ETF Nasdaq GM + BATS © StockCharts.com  
 6-Mar-2017 10:39am **Open** 300.85 **High** 301.50 **Low** 298.74 **Last** 298.92 **Volume** 249.3K **Chg** -3.57 (-1.18%)

▲ RSI(14) 63.51



US Equities