

(A) ASIA (-) JAPAN



Asia

(A) CHINA

FXI iShares China Large-Cap ETF NYSE

© StockCharts.com

24-Mar-2017

Open 39.16 High 39.31 Low 39.13 Close 39.25 Volume 10.6M Chg +0.01 (+0.03%) ▲

▲ RSI(14) 61.50



Asia

(A) China Small Caps



Asia

(A) China Trends



Asia

(C) COMMODITIES

\$CRB Reuters/Jefferies CRB Index (EOD) INDX

© StockCharts.com

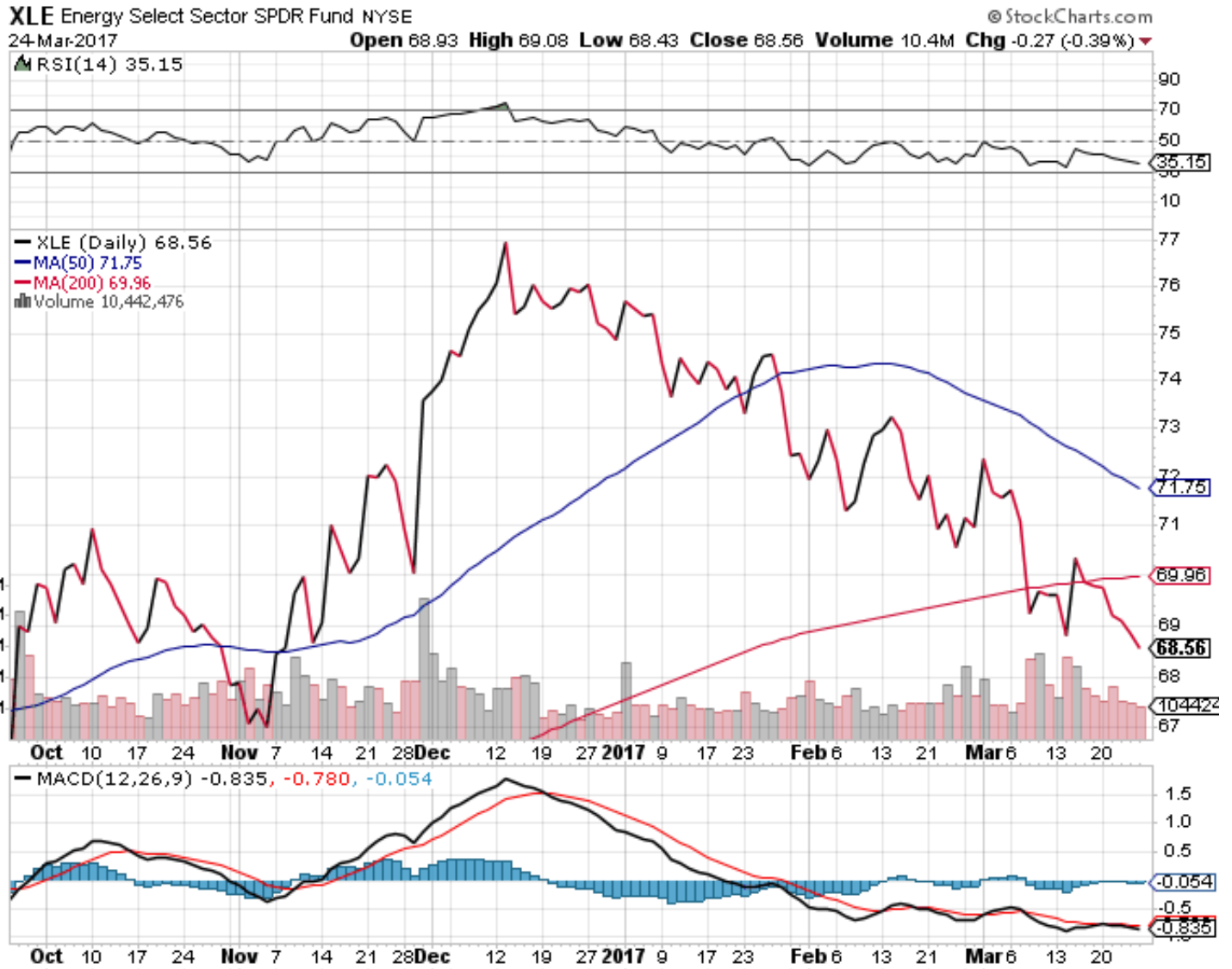
24-Mar-2017

Open 183.84 High 183.91 Low 183.19 Close 183.47 Chg -0.18 (-0.10%)



Commodities

(C) Energy Index



Commodities

(C) OIL & GAS

OIL iPath S&P GSCI Crude Oil Total Return Index ETN NYSE

© StockCharts.com

24-Mar-2017

Open 5.16 High 5.20 Low 5.12 Close 5.20 Volume 1.1M Chg +0.06 (+1.17%) ▲

▲ RSI(14) 27.26



Commodities (+) NG

(C) PRECIOUS METALS

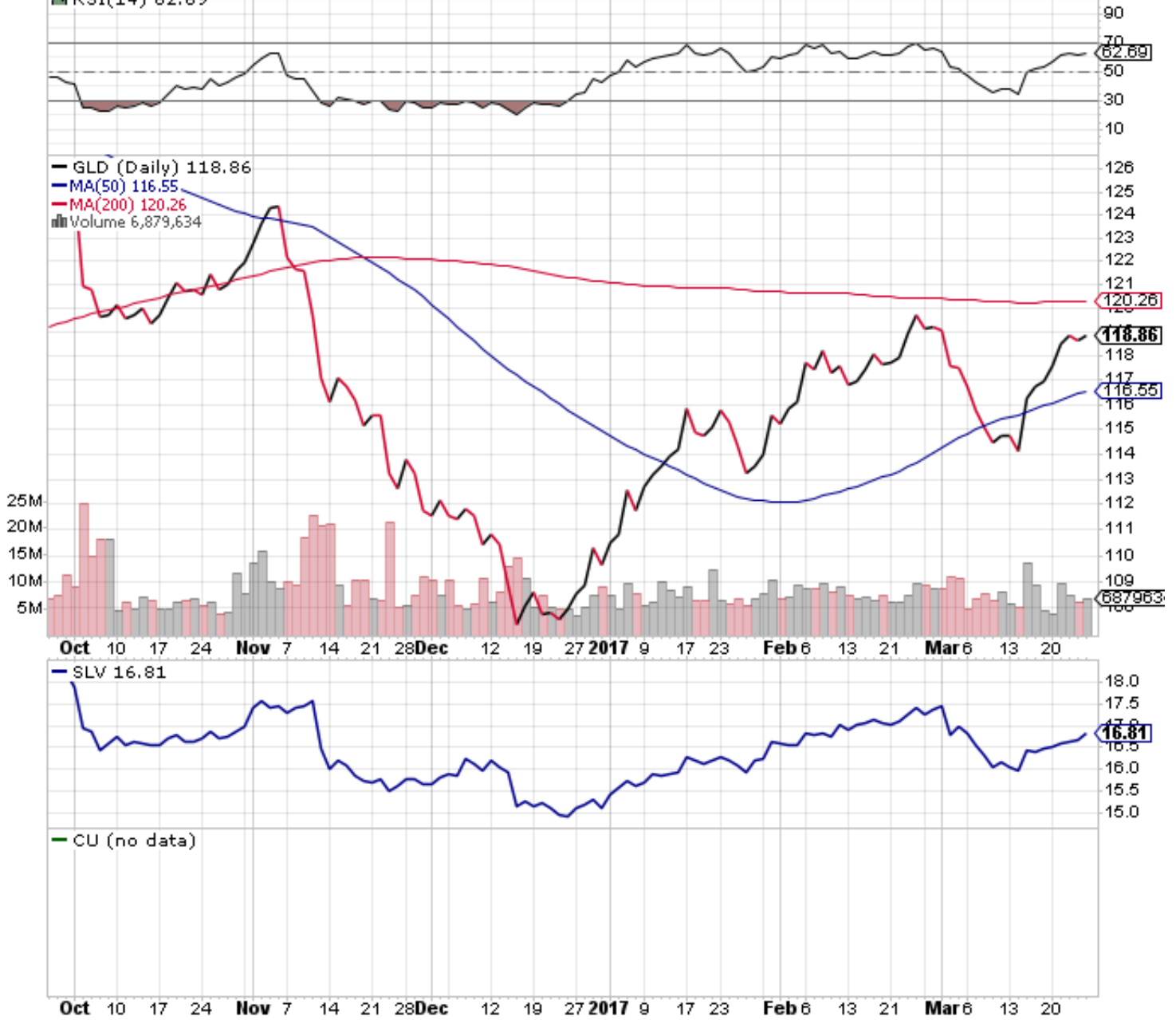
GLD SPDR Gold Shares NYSE

© StockCharts.com

24-Mar-2017

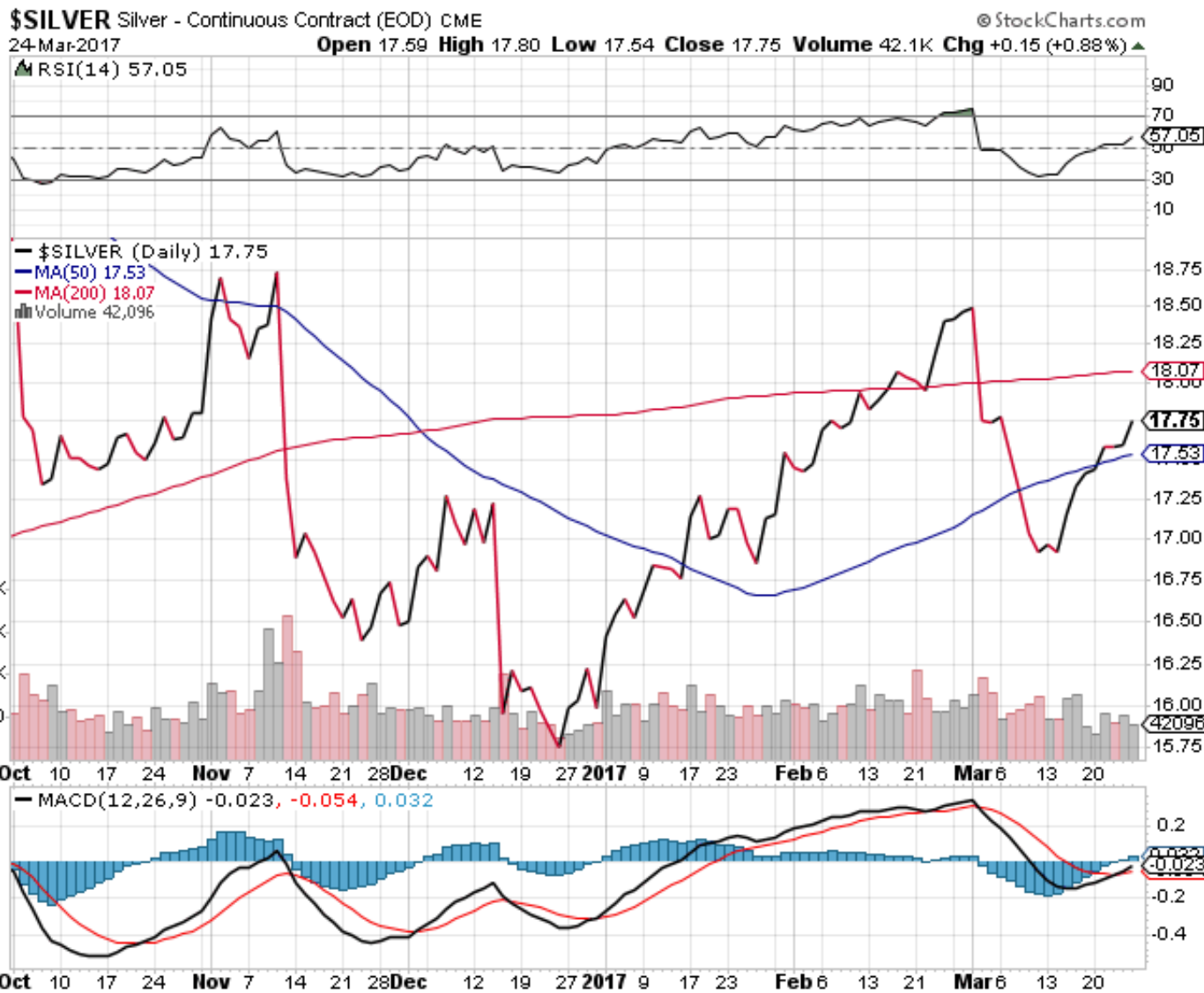
Open 118.50 High 119.21 Low 118.39 Close 118.86 Volume 6.9M Chg +0.19 (+0.16%) ▲

▲ RSI(14) 62.69



Commodities (+) SLV & CU

(C) Silver



Commodities

(E) BRAZIL

EWZ iShares MSCI Brazil Capped ETF NYSE

© StockCharts.com

24-Mar-2017

Open 36.84 High 37.20 Low 36.64 Close 37.12 Volume 8.6M Chg +0.55 (+1.50%) ▲

▲ RSI(14) 47.93



Equities